

YDG Series LED Lighting Tower

YDG5001SE-D-TLD4

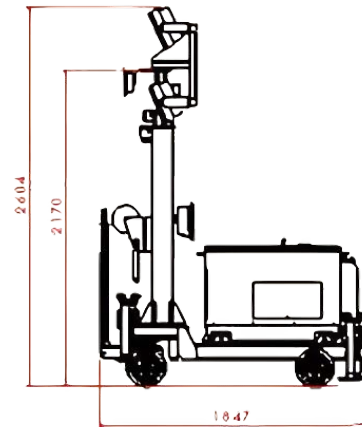
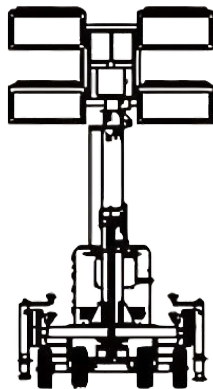
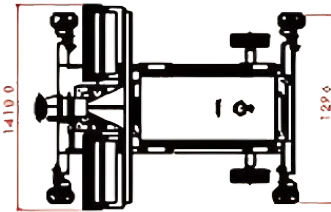
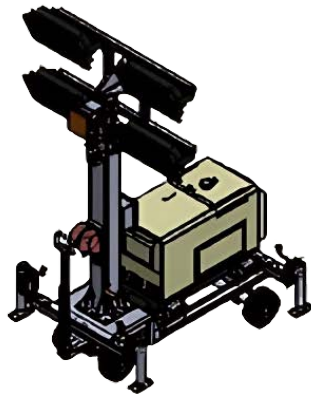
Product - Mobile Tower Light



Specification & Dimension:

MOBILE TOWER LIGHT MODEL		YDG5001SE-D-TLD4
Output rating		4.2 kVA
Frequency / RPM		50 Hz / 3000 RPM
Fuel tank capacity (Liters)		13
Tire size		10" x 3.5" Heavy Duty type
Light tower handling		Easy hand operated winch with safety brake
Maximum Height		5-Section Telescopic Mast up to 6.5m
Standard tower height		6500 mm
Floodlight		4 x 400 W LED Light 52000lm equals to 4x1000-1200 Watt Metal Halide IP67 LED
Overall Dimension (approx.)	L	1847 mm
	W	1410 mm
	H	2170 mm
ENGINE MODEL		L100N5
Type of combustion chamber		Direct Injection
Air intake system		Natural Aspiration
Bore (mm) x stroke (mm)		86 x 75
Piston displacement (cm ³)		435
No. of cylinders		1
Fuel		Diesel Fuel ASTM 2D
Fuel consumption (L/hr) at 100% load		1.6

Lubricating oil capacity (L)	1.6
Coolant capacity (L)	-
Fuel tank capacity (L)	13
Starting motor (v-kW)	12 - 1.2
Charging generator (V-A)	12 - 40
Battery capacity (V-Ah)	12 - 40 x 1
Starting system	Electric Starting Motor
Cooling system	Air Cooled
Lubricating system	Forced lubrication with trochoid pump
Sound Level dBA from 1 meter / 7 meter (dBA)	85 / 75
Total Weight (kg)	750



powered by :

